



T-ACE II⁺

TERUMO AUTOMATIC COMPONENT EXTRACTOR



High-end processing

 **TERUMO**[®]
We keep life flowing

Technical features

Operation indicator

for long distance status check

Automatic calibrated scales

height is adjustable through telescopic bag support

Telescopic bag support

Clamps

each with a HF-sealing head

Flow regulator unit

with high precision optical detector

Graphical colour display

Keyboard

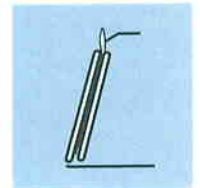
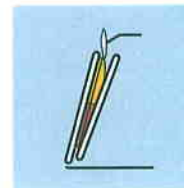
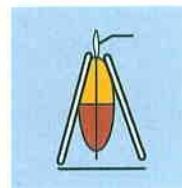
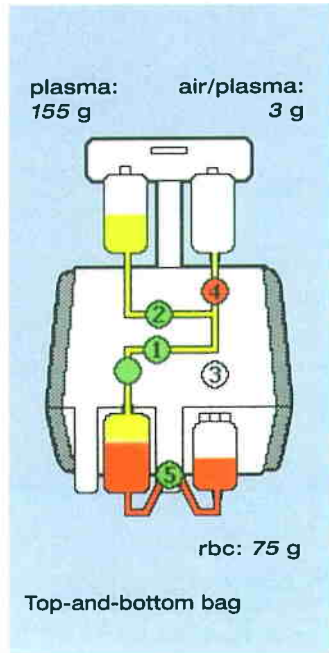
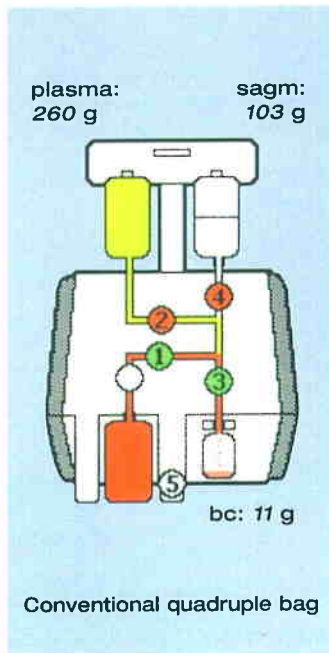

Scale

Pneumatic press

with press position detection


Clamp

with HF-sealing head for TAB processing



Top angled press

First phase: for high stability of layers
Second phase: for stable small rest volumes



Press detection system
With 10 sensitive sensors



Easy to use control buttons
with LED indicators